

WXF High Temperature Motors

2 Introduction

Introduction

WXF high temperature motor is an energy efficiency upgrade product independently developed by our company. Its efficiency meets the IEC60034-30-1 IE3 and IE2 efficiency standards. Installation dimensions conform to IEC standards.

WXF high temperature motor has the ability to withstand high temperature fire test, meets S1 and S2 operating conditions: under normal circumstances can be used as general motor , long-term continuous operation; In case of emergency smoke and smoke exhaust, starts S2 short-time operation. If the ambient temperature is up to 400°C , reliable operation for 2 hours, in line with the emergency working conditions of high temperature fire motor.

This series of motors has the characteristics of low loss, low vibration, safety and reliability, easy maintenance and so on.

Model Code

WXF3 - 160 M1-2 F200



Temperature rating: Denotes temperature 200°C ,Emergency operation 2h

Specifications code: Denotes the height of axis center is 160mm (Frame 160), The frame length is M, the iron core length is 1 and 2 Poles

Product code: WXF3, IE3 Efficiency
WXF2, IE2 Efficiency

Operating condition

Normal temperature

Ambient air temperature: -15°C ~ +40°C ;

Altitude: ≤1000m;

Note: When the ambient air temperature, altitude and the above provisions do not at the same time according to the provisions of GB755;

Humidity: monthly average maximum relative humidity does not exceed 90%.

High temperature emergence condition temperature time classification

	Temperature	Minimum time for emergency operation
F200	200°C	2h
F300	300°C	2h
F400	400°C	2h



Technical characteristic

	Standard features	Optional (special) features
Frame	H71-H355	-
Power	0.18 ~ 315kW	-
Efficiency level	GB 18613 2	GB 18613 3
	IEC 60034-30-1 IE3	IEC 60034-30-1 IE2
Poles	2P, 4P, 6P	-
Voltage	380V	220/380V, 230/400V, 380/660V, 400/690V, Customize
Frequency	50Hz	60Hz
Duty	S1 at normal temperature, S2 2h at high temperature	+200°C / 2 h; +300°C / 2 h; +400°C / 2 h, Customize
Installation	B3 Range H80-H355	-
	PAD Range H71-H280	-
Insulation class	F, B grade temperature rise assessment	H, Customize
Connecting wire	3kW and below 380V "Y" above 3kW 380V "Δ"	-
Level of protection	IP55	-
Cooling type	IC418	-
Bearing type	Maintenance-free bearings are used for H160 and below, open bearings are used for H180 and above, and oil injection and drainage devices are provided without stopping.	-
Environment		Special conditions according to customer requirements



B3 Installation
Frame 80-355



PAD Installation
Frame 71-280

WXF High temperature motors

4 Performance data

■ WXF3 High temperature motors (200°C to 400°C) - 2P 50Hz IE3

Type	Power (kW)	Current [A]			Speed r/min	Efficiency [%]			Power factor			Locked-rotor torque Rated torque	Locked-rotor current Rated current	Maximum torque Rated torque	Weight (kg)	Noise Lw dB(A)	Moment of inertia (kg·m ²)	Torque (N·m)
		I _n 380V	I _n 400V	I _n 415V		50%	75%	100%	50%	75%	100%							
WXF3-71M1-2	0.37	0.91	0.86	0.83	2800	75.8	76.5	76.4	0.72	0.77	0.81	2.2	6.1	2.3	15	62	0.00065	1.26
WXF3-71M2-2	0.55	1.31	1.24	1.2	2800	77.8	78.6	78.4	0.73	0.79	0.82	2.2	6.1	2.3	15.5	62	0.00078	1.88
WXF3-80M1-2	0.75	1.72	1.64	1.58	2860	79.3	81.1	80.7	0.73	0.79	0.82	2.3	7	2.3	14	62	0.00099	2.5
WXF3-80M2-2	1.1	2.43	2.31	2.23	2880	79.6	82.5	82.7	0.73	0.76	0.83	2.2	7.3	2.3	15	62	0.0013	3.65
WXF3-90S-2	1.5	3.22	3.06	2.95	2885	84.1	84.9	84.2	0.74	0.81	0.84	2.2	7.6	2.3	23	67	0.0014	4.97
WXF3-90L-2	2.2	4.58	4.35	4.19	2870	85.8	86.5	85.9	0.74	0.82	0.85	2.2	7.6	2.3	26	67	0.0016	7.3
WXF3-100L-2	3	6	5.7	5.5	2900	86.2	87.4	87.1	0.79	0.84	0.87	2.2	7.8	2.3	37	74	0.0053	9.9
WXF3-112M-2	4	7.8	7.4	7.2	2900	88.7	89.2	88.1	0.78	0.85	0.88	2.2	8.3	2.3	41	77	0.0069	13.2
WXF3-132S1-2	5.5	10.6	10.1	9.7	2920	88.9	89.6	89.2	0.78	0.85	0.88	2	8.3	2.3	59	79	0.014	18
WXF3-132S2-2	7.5	14.4	13.7	13.2	2905	89.9	90.6	90.1	0.79	0.85	0.88	2	7.9	2.3	67	79	0.018	24.7
WXF3-132L-2	9.2	17.5	16.7	16.1	2905	89.9	91	90.6	0.79	0.85	0.88	2	7.9	2.3	70	79	0.023	30.2
WXF3-160M1-2	11	20.6	19.6	18.9	2940	89.9	91.1	91.2	0.78	0.86	0.89	2	8.1	2.3	117	81	0.046	35.7
WXF3-160M2-2	15	27.9	26.5	25.5	2930	91.3	92.1	91.9	0.79	0.86	0.89	2	8.1	2.3	122	81	0.053	48.9
WXF3-160L-2	18.5	34.2	32.5	31.3	2930	92.2	92.7	92.4	0.81	0.87	0.89	2	8.2	2.3	134	81	0.063	60
WXF3-180M-2	22	40.5	38.5	37.1	2945	92.1	92.9	92.7	0.81	0.87	0.89	2	8.2	2.3	168	83	0.092	71
WXF3-200L1-2	30	55	52	50	2970	91.3	92.9	93.3	0.8	0.87	0.89	2	7.6	2.3	253	84	0.18	96
WXF3-200L2-2	37	67	64	62	2970	91.8	93.3	93.7	0.78	0.86	0.89	2	7.6	2.3	271	84	0.22	119
WXF3-225M-2	45	81	77	74	2970	92.4	94	94	0.83	0.88	0.9	2	7.7	2.3	323	86	0.36	145
WXF3-250M-2	55	98	94	90	2970	93	94.3	94.3	0.78	0.86	0.9	2	7.7	2.3	417	89	0.45	177
WXF3-280S-2	75	134	127	122	2980	93.5	94.7	94.7	0.83	0.87	0.9	1.8	7.1	2.3	530	91	0.82	241
WXF3-280M-2	90	160	152	146	2980	93.3	95	95	0.8	0.87	0.9	1.8	7.1	2.3	665	91	1	289
WXF3-315S-2	110	195	185	179	2985	93.8	95.2	95.2	0.86	0.89	0.9	1.8	7.1	2.3	944	92	1.4	353
WXF3-315M-2	132	234	222	214	2985	94	95.4	95.4	0.84	0.87	0.9	1.8	7.1	2.3	1054	92	1.5	423
WXF3-315L1-2	160	279	265	256	2985	94.7	95.6	95.6	0.85	0.88	0.91	1.8	7.2	2.3	1149	92	2	513
WXF3-315L2-2	185	323	307	296	2985	94.6	95.7	95.7	0.86	0.88	0.91	1.8	7.2	2.2	1209	92	2.2	593
WXF3-355M-2	250	436	414	399	2990	95.4	95.8	95.8	0.88	0.89	0.91	1.6	7.2	2.2	1716	100	4.7	801
WXF3-355L-2	315	549	522	503	2990	95.3	95.8	95.8	0.88	0.89	0.91	1.6	7.2	2.2	2091	100	5.7	1009

■ WXF3 High temperature motors (200°C to 400°C) - 4P 50Hz IE3

Type	Power (kW)	Current (A)			Speed (r/min)	Efficiency (%)			Power factor			Locked-rotor torque (Rated torque)	Locked-rotor current (Rated current)	Maximum torque (Rated torque)	Weight (kg)	Noise Lw (dB(A))	Moment of inertia (kg·m ²)	Torque (N·m)
		I _n 380V	I _n 400V	I _n 415V		50%	75%	100%	50%	75%	100%							
WXF3-71M1-4	0.25	0.73	0.69	0.67	1400	69.7	70.6	70.5	0.57	0.67	0.74	2.1	5.5	2.2	14	55	0.00135	1.71
WXF3-71M2-4	0.37	1.03	0.98	0.94	1400	71.9	72.8	72.8	0.57	0.68	0.75	2.1	5.5	2.2	14.5	55	0.00162	2.52
WXF3-80M1-4	0.55	1.38	1.31	1.26	1425	77.9	80.8	80.8	0.57	0.68	0.75	2.3	6.6	2.3	18	56	0.0018	3.69
WXF3-80M2-4	0.75	1.84	1.75	1.69	1425	79.6	82.4	82.5	0.57	0.69	0.75	2.3	6.6	2.3	19	56	0.0023	5
WXF3-90S-4	1.1	2.61	2.48	2.39	1430	83.2	84.6	84.1	0.56	0.69	0.76	2.3	6.8	2.3	23	59	0.0034	7.3
WXF3-90L-4	1.5	3.47	3.3	3.18	1425	84.7	85.8	85.3	0.58	0.7	0.77	2.3	7	2.3	26	59	0.0043	10.1
WXF3-100L1-4	2.2	4.76	4.52	4.36	1445	84.8	86.8	86.7	0.64	0.75	0.81	2.3	7.6	2.3	38	64	0.01	14.5
WXF3-100L2-4	3	6.3	6	5.8	1420	85.7	87.7	87.7	0.65	0.76	0.82	2.3	7.6	2.3	43	64	0.014	20.2
WXF3-112M-4	4	8.4	7.9	7.7	1450	88.5	89.2	88.6	0.69	0.78	0.82	2.2	7.8	2.3	48	65	0.02	26.3
WXF3-132S-4	5.5	11.2	10.7	10.3	1460	89.3	90	89.6	0.67	0.77	0.83	2	7.9	2.3	69	71	0.032	36
WXF3-132M-4	7.5	15	14.3	13.7	1445	90.9	91.2	90.4	0.7	0.8	0.84	2	7.5	2.3	77	71	0.036	49.6
WXF3-160M-4	11	21.5	20.4	19.7	1470	90.7	91.6	91.4	0.7	0.8	0.85	2.2	7.7	2.3	120	73	0.089	71
WXF3-160L-4	15	28.8	27.3	26.3	1470	92	92.5	92.1	0.74	0.82	0.86	2.2	7.8	2.3	133	73	0.11	97
WXF3-180M-4	18.5	35.3	33.5	32.3	1475	92	92.8	92.6	0.71	0.81	0.86	2	7.8	2.3	172	76	0.17	120
WXF3-180L-4	22	41.8	39.7	38.3	1475	92.2	93	93	0.72	0.82	0.86	2	7.8	2.3	195	76	0.2	142
WXF3-200L-4	30	57	54	52	1475	92.7	93.6	93.6	0.76	0.83	0.86	2	7.3	2.3	268	76	0.42	194
WXF3-225S-4	37	70	66	64	1480	92.4	93.9	93.9	0.74	0.82	0.86	2	7.4	2.3	299	78	0.46	239
WXF3-225M-4	45	84	80	77	1480	92.8	94.2	94.2	0.75	0.82	0.86	2	7.4	2.3	337	78	0.53	290
WXF3-250M-4	55	103	97.6	94.1	1480	93	94.6	94.6	0.77	0.82	0.86	2.2	7.4	2.3	432	79	0.84	355
WXF3-280S-4	75	136	129	125	1485	93.3	95	95	0.78	0.85	0.88	2	6.9	2.3	576	80	1.5	484
WXF3-280M-4	90	163	155	149	1485	93.6	95.2	95.2	0.76	0.83	0.88	2	6.9	2.3	661	80	1.8	579
WXF3-315S-4	110	197	187	180	1490	93.6	95.4	95.4	0.82	0.86	0.89	2	7	2.2	982	88	2.9	707
WXF3-315M-4	132	236	224	216	1490	94.8	95.6	95.6	0.82	0.87	0.89	2	7	2.2	1015	88	3.3	849
WXF3-315L1-4	160	285	271	261	1490	95.2	95.8	95.8	0.84	0.86	0.89	2	7.1	2.2	1050	88	3.9	1029
WXF3-315L2-4	200	352	334	322	1490	95.8	96	96	0.86	0.88	0.9	2	7.1	2.2	1111	88	5.1	1286
WXF3-355M-4	250	440	418	403	1495	95.6	96	96	0.85	0.88	0.9	2	7.1	2.2	1547	95	8.2	1597
WXF3-355L-4	315	554	526	507	1495	94.9	96	96	0.86	0.87	0.9	2	7.1	2.2	1827	95	9.2	2022

WXF High temperature motors

6 Performance data

■ WXF3 High temperature motors (200°C to 400°C) - 6P 50Hz IE3

Type	Power (kW)	Current [A]			Speed r/min	Efficiency [%]			Power factor			Locked-rotor torque Rated torque	Locked-rotor current Rated current	Maximum torque Rated torque	Weight [kg]	Noise Lw dB(A)	Moment of inertia [kg·m ²]	Torque [N·m]
		I _n 380V	I _n 400V	I _n 415V		50%	75%	100%	50%	75%	100%							
WXF3-71M1-6	0.18	0.66	0.63	0.61	900	62.1	62.9	62.9	0.48	0.61	0.66	1.9	4.5	2	14	54	0.00136	1.91
WXF3-71M2-6	0.25	0.84	0.8	0.77	900	65.8	66.8	66.7	0.49	0.61	0.68	1.9	4.5	2	14.5	54	0.00152	2.65
WXF3-80M1-6	0.37	1.09	1.04	1	925	72.7	74.8	73.5	0.5	0.62	0.7	2	6	2.1	17	54	0.0021	3.82
WXF3-80M2-6	0.55	1.5	1.43	1.38	925	77	78.6	77.2	0.53	0.65	0.72	2	6	2.1	19	54	0.0033	5.7
WXF3-90S-6	0.75	2.03	1.93	1.86	940	77.5	79.3	78.9	0.51	0.64	0.71	2	6	2.1	24	57	0.0055	7.6
WXF3-90L-6	1.1	2.83	2.69	2.59	945	81.1	82.1	81	0.55	0.67	0.73	2	6	2.1	26	57	0.0072	11.1
WXF3-100L-6	1.5	3.78	3.6	3.47	960	81.5	83.2	82.5	0.57	0.68	0.73	2	6.5	2.1	39	61	0.013	14.9
WXF3-112M-6	2.2	5.4	5.1	4.9	950	82.6	84.5	84.3	0.56	0.67	0.74	2	6.6	2.1	45	65	0.021	22.1
WXF3-132S-6	3	7.2	6.8	6.6	960	82.4	86.4	85.6	0.57	0.68	0.74	2	6.8	2.1	56	69	0.027	29.8
WXF3-132M1-6	4	9.5	9	8.7	960	86.4	87.3	86.8	0.57	0.68	0.74	2	6.8	2.1	69	69	0.034	39.8
WXF3-132M2-6	5.5	12.7	12	11.6	965	87.3	88.2	88	0.58	0.69	0.75	2	7	2.1	81	69	0.049	54
WXF3-160M-6	7.5	16.2	15.4	14.8	970	88	89.2	89.1	0.63	0.74	0.79	2	7	2.1	117	73	0.12	74
WXF3-160L-6	11	23.1	22	21.2	970	89.3	90.4	90.3	0.64	0.75	0.8	2	7.2	2.1	143	73	0.17	108
WXF3-180L-6	15	30.9	29.3	28.2	975	90.5	91.4	91.2	0.69	0.78	0.81	2	7.3	2.1	194	73	0.27	147
WXF3-200L1-6	18.5	37.8	36	34.7	980	90.5	91.7	91.7	0.69	0.77	0.81	2	7.3	2.1	235	73	0.4	180
WXF3-200L2-6	22	44.8	42.5	41	980	91.2	92.2	92.2	0.68	0.77	0.81	2	7.4	2.1	255	73	0.47	214
WXF3-225M-6	30	59	56	54	980	91.8	92.9	92.9	0.78	0.81	0.83	2	6.9	2.1	339	74	0.96	292
WXF3-250M-6	37	72	68	6	985	92.6	93.3	93.3	0.72	0.8	0.84	2	7.1	2.1	437	76	1.3	361
WXF3-280S-6	45	86	82	79	985	92	93.7	93.7	0.78	0.82	0.85	2	7.3	2	511	78	2.6	439
WXF3-280M-6	55	103	98	95	985	92.6	94.1	94.1	0.76	0.83	0.86	2	7.3	2	656	78	3.3	536
WXF3-315S-6	75	143	136	131	990	94.3	94.6	94.6	0.77	0.8	0.84	2	6.6	2	972	83	3.6	727
WXF3-315M-6	90	170	161	155	990	94.2	94.9	94.9	0.73	0.8	0.85	2	6.7	2	1095	83	4.2	873
WXF3-315L1-6	110	207	196	189	990	94.8	95.1	95.1	0.76	0.81	0.85	2	6.7	2	1190	83	5.2	1066
WXF3-315L2-6	132	244	232	224	990	94.9	95.4	95.4	0.77	0.83	0.86	2	6.8	2	1265	83	6.2	1280
WXF3-355M1-6	160	296	281	271	995	95.3	95.6	95.6	0.85	0.84	0.86	1.8	6.8	2	1497	85	9.8	1551
WXF3-355M2-6	200	365	346	334	995	94.6	95.8	95.8	0.81	0.84	0.87	1.8	6.8	2	1674	85	12	1939
WXF3-355L2-6	250	456	433	417	995	95.2	95.8	95.8	0.82	0.85	0.86	1.8	6.8	2	2022	85	14	2424

WXF2 High temperature motors (200°C to 400°C) - 2P 50Hz IE2

Type	Power [kW]	Current [A]			Speed r/min	Efficiency [%]			Power factor			Locked-rotor torque Rated torque	Locked-rotor current Rated current	Maximum torque Rated torque	Weight [kg]	Noise Lw dB(A)	Moment of inertia [kg·m ²]	Torque [N·m]
		I _n 380V	I _n 400V	I _n 415V		50%	75%	100%	50%	75%	100%							
WXF2-71M1-2	0.37	1.00	0.95	0.92	2800	66.5	69.8	69.5	0.61	0.73	0.81	2.2	6.1	2.2	15	64	0.00047	1.26
WXF2-71M2-2	0.55	1.38	1.35	1.26	2800	71.3	74.2	74.1	0.63	0.75	0.82	2.2	6.1	2.2	15.5	64	0.0006	1.88
WXF2-80M1-2	0.75	1.79	1.71	1.64	2855	77.1	77.8	77.4	0.73	0.79	0.82	2.3	6.8	2.3	13	62	0.00081	2.51
WXF2-80M2-2	1.1	2.53	2.4	2.32	2875	78.9	81.2	79.6	0.74	0.81	0.83	2.3	7.1	2.3	14	62	0.0012	3.65
WXF2-90S-2	1.5	3.34	3.17	3.06	2880	80	82.1	81.3	0.75	0.82	0.84	2.3	7.3	2.3	21	67	0.0013	4.97
WXF2-90L-2	2.2	4.73	4.49	4.33	2880	82.1	83.9	83.2	0.74	0.82	0.85	2.3	7.6	2.3	26	67	0.0016	7.3
WXF2-100L-2	3	6.2	5.9	5.7	2895	83.5	85.3	84.6	0.79	0.84	0.87	2.2	7.8	2.3	34	74	0.005	9.9
WXF2-112M-2	4	8.1	7.7	7.4	2900	84.9	86.5	85.8	0.78	0.85	0.88	2.2	8.1	2.3	39	77	0.0062	13.2
WXF2-132S1-2	5.5	10.9	10.4	10.0	2910	86.5	87.6	87	0.78	0.85	0.88	2.2	8.2	2.3	55	79	0.011	18
WXF2-132S2-2	7.5	14.5	13.8	13.3	2910	87.4	88.8	88.1	0.79	0.85	0.89	2.2	7.8	2.3	63	79	0.017	24.6
WXF2-132L-2	9.2	17.8	17.0	16.4	2915	88.3	89.4	88.8	0.79	0.85	0.88	2.2	7.9	2.3	66	79	0.022	30.1
WXF2-160M1-2	11	21	20	19.2	2930	88.9	89.8	89.4	0.78	0.86	0.89	2.2	7.9	2.3	110	81	0.042	35.9
WXF2-160M2-2	15	28.4	26.9	26	2930	89.5	91.1	90.3	0.79	0.86	0.89	2.2	7.9	2.3	115	81	0.049	48.9
WXF2-160L-2	18.5	34.7	33	31.8	2930	90.1	91.7	90.9	0.81	0.87	0.89	2.2	8	2.3	136	81	0.063	60
WXF2-180M-2	22	41.1	39	37.7	2945	90.8	91.9	91.3	0.81	0.87	0.89	2.2	8.1	2.3	163	83	0.089	71
WXF2-200L1-2	30	56	53	51	2950	91.5	92.4	92	0.8	0.87	0.89	2	7.5	2.3	242	84	0.17	97
WXF2-200L2-2	37	68	65	63	2950	91.9	92.8	92.5	0.79	0.86	0.89	2	7.5	2.3	256	84	0.2	120
WXF2-225M-2	45	83	79	76	2960	92.3	92.9	92.9	0.8	0.87	0.89	2.2	7.5	2.3	318	86	0.36	145
WXF2-250M-2	55	101	96	92	2965	92.7	93.2	93.2	0.79	0.86	0.89	2.2	7.6	2.3	384	89	0.42	177
WXF2-280S-2	75	136	130	125	2970	93.3	93.8	93.8	0.8	0.87	0.89	1.8	6.9	2.3	504	91	0.8	241
WXF2-280M-2	90	163	155	150	2980	93.6	94.1	94.1	0.8	0.87	0.89	1.8	6.9	2.3	634	91	0.99	288
WXF2-315S-2	110	197	187	180	2985	93.7	94.3	94.3	0.81	0.88	0.9	1.8	7	2.2	886	92	1.3	352
WXF2-315M-2	132	236	224	216	2985	94.1	94.6	94.6	0.8	0.87	0.9	1.8	7	2.2	999	92	1.4	422
WXF2-315L1-2	160	282	268	258	2985	94.3	94.8	94.8	0.82	0.88	0.91	1.8	7.1	2.2	1140	92	2	512
WXF2-315L2-2	200	351	334	322	2985	94.5	95	95	0.81	0.87	0.91	1.8	7.1	2.2	1246	92	2.4	640
WXF2-355M-2	250	439	417	402	2990	94.5	95	95	0.82	0.88	0.91	1.6	7.1	2.2	1711	100	4.7	798
WXF2-355L-2	315	553	525	507	2990	94.5	95	95	0.82	0.88	0.91	1.6	7.2	2.2	2091	100	5.7	1006

WXF High temperature motors

8

Performance data

■ WXF2 High temperature motors (200°C to 400°C) - 4P 50Hz IE2

Type	Power (kW)	Current [A]			Speed r/min	Efficiency [%]			Power factor			Locked-rotor torque Rated torque	Locked-rotor current Rated current	Maximum torque Rated torque	Weight [kg]	Noise Lw dB(A)	Moment of inertia [kg·m ²]	Torque [N·m]
		I _n 380V	I _n 400V	I _n 415V		50%	75%	100%	50%	75%	100%							
WXF2-71M1-4	0.25	0.75	0.71	0.69	1400	65.3	68.9	68.5	0.51	0.65	0.74	2.1	5.2	2.2	14	55	0.001	1.71
WXF2-71M2-4	0.37	1.05	0.98	0.96	1400	72	73.5	72.7	0.54	0.67	0.75	2.1	5.2	2.2	14.5	55	0.0013	2.52
WXF2-80M1-4	0.55	1.45	1.37	1.32	1420	75.6	76.9	77.1	0.56	0.68	0.75	2.4	6.4	2.3	16	56	0.0015	3.7
WXF2-80M2-4	0.75	1.88	1.79	1.72	1420	78.6	80.1	79.6	0.56	0.69	0.76	2.3	6.4	2.3	18	56	0.002	5
WXF2-90S-4	1.1	2.66	2.53	2.44	1430	80.9	81.9	81.4	0.57	0.7	0.77	2.3	6.6	2.3	21	59	0.0028	7.3
WXF2-90L-4	1.5	3.52	3.35	3.23	1430	82.4	83.3	82.8	0.59	0.71	0.78	2.3	6.7	2.3	23	59	0.0034	10
WXF2-100L1-4	2.2	4.96	4.71	4.54	1440	83.8	84.9	84.3	0.64	0.75	0.8	2.3	7.3	2.3	35	64	0.0099	14.6
WXF2-100L2-4	3	6.6	6.3	6	1440	85.1	86	85.5	0.65	0.76	0.81	2.3	7.5	2.3	39	64	0.013	19.9
WXF2-112M-4	4	8.7	8.2	7.9	1445	86.2	87.1	86.6	0.65	0.76	0.81	2.3	7.5	2.3	45	65	0.02	26.4
WXF2-132S-4	5.5	11.6	11	10.6	1455	87.3	88.2	87.7	0.67	0.77	0.82	2	7.5	2.3	62	71	0.028	36.1
WXF2-132M-4	7.5	15.4	14.7	14.2	1455	88.2	89.2	88.7	0.68	0.79	0.83	2	7.3	2.3	73	71	0.031	49.2
WXF2-160M-4	11	22.4	21.3	20.5	1460	89.3	90.3	89.8	0.7	0.8	0.83	2	7.4	2.3	119	73	0.078	72
WXF2-160L-4	15	29.9	28.4	27.4	1460	90	91.1	90.6	0.71	0.81	0.84	2	7.5	2.3	137	73	0.099	98
WXF2-180M-4	18.5	36.2	34.4	33.2	1470	90.7	91.2	91.2	0.72	0.82	0.85	2	7.6	2.3	167	76	0.163	120
WXF2-180L-4	22	42.9	40.7	39.3	1470	91.1	91.6	91.6	0.72	0.82	0.85	2.1	7.7	2.3	185	76	0.15	143
WXF2-200L-4	30	58	55	53	1470	91.8	92.3	92.3	0.72	0.82	0.85	2.1	7.1	2.3	255	76	0.4	195
WXF2-225S-4	37	71	67	65	1480	92.2	92.7	92.7	0.73	0.82	0.86	2.1	7.3	2.3	288	78	0.41	239
WXF2-225M-4	45	85	81	78	1480	92.6	93.1	93.1	0.74	0.82	0.86	2.2	7.3	2.3	319	78	0.5	290
WXF2-250M-4	55	104	99	95	1480	93	93.5	93.5	0.75	0.82	0.86	2.2	7.3	2.3	421	79	0.81	355
WXF2-280S-4	75	139	132	128	1480	93.5	94	94	0.76	0.83	0.87	2.2	6.8	2.3	541	80	1.5	484
WXF2-280M-4	90	165	156	151	1480	93.7	94.2	94.2	0.77	0.84	0.88	2.2	6.9	2.3	657	80	1.8	581
WXF2-315S-4	110	198	188	182	1485	93.9	94.5	94.5	0.8	0.86	0.89	2.1	6.9	2.2	655	88	2.1	707
WXF2-315M-4	132	238	226	218	1485	94.2	94.7	94.7	0.82	0.87	0.89	2.1	6.9	2.2	1017	88	3.3	849
WXF2-315L1-4	160	285	270	261	1485	94.4	94.9	94.9	0.83	0.87	0.9	2.1	6.9	2.2	1055	88	3.9	1029
WXF2-315L2-4	200	355	337	325	1485	94.6	95.1	95.1	0.83	0.87	0.9	2.1	6.9	2.2	1116	88	5.1	1286
WXF2-355M-4	250	443	421	406	1490	94.6	95.1	95.1	0.83	0.87	0.9	2	6.9	2.2	1542	95	8.3	1602
WXF2-355L-4	315	559	531	512	1490	94.6	95.1	95.1	0.83	0.87	0.9	2	6.9	2.2	1820	95	9.2	2019

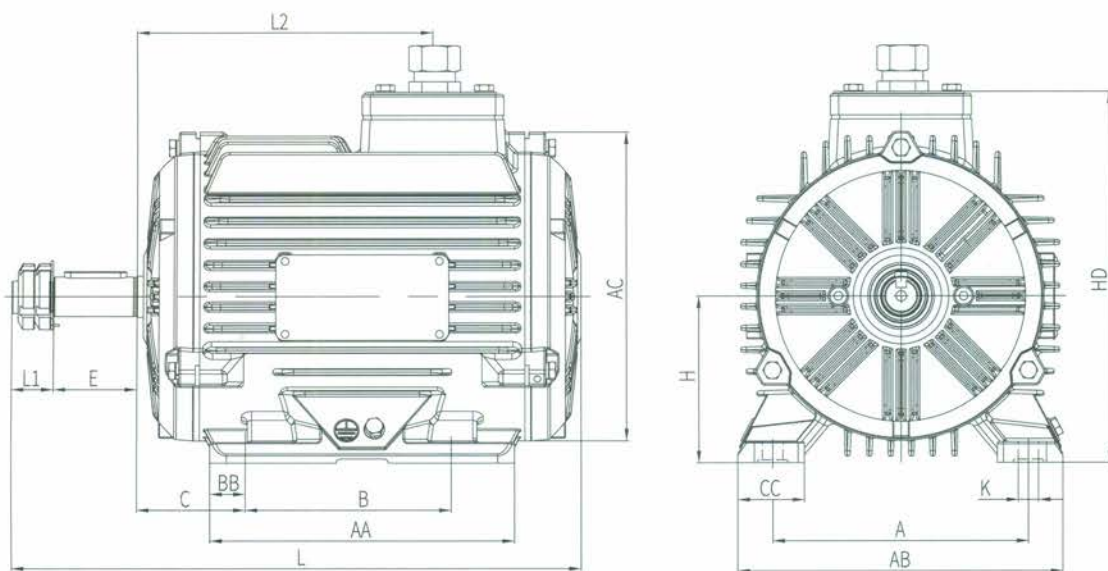
WXF2 High temperature motors (200°C to 400°C) - 6P 50Hz IE2

Type	Power (kW)	Current (A)			Speed (r/min)	Efficiency (%)			Power factor			Locked-rotor torque Rated torque	Locked-rotor current Rated current	Maximum torque Rated torque	Weight (kg)	Noise Lw dB(A)	Moment of inertia (kg·m ²)	Torque (N·m)
		I _n 380V	I _n 400V	I _n 415V		50%	75%	100%	50%	75%	100%							
WXF2-71M1-6	0.18	0.75	0.71	0.69	900	52.2	57.0	56.6	0.45	0.56	0.66	1.9	4.0	2.0	14	52	0.0012	1.91
WXF2-71M2-6	0.25	0.9	0.86	0.83	900	58.4	62.3	61.6	0.47	0.58	0.68	1.9	4.0	2.0	14.5	52	0.0013	2.65
WXF2-80M1-6	0.37	1.18	1.12	1.09	925	66.9	67.2	67.6	0.5	0.62	0.7	1.9	5.8	2	16	54	0.002	3.82
WXF2-80M2-6	0.55	1.59	1.51	1.45	925	72.4	72.7	73.1	0.5	0.62	0.72	1.9	5.8	2.1	17	54	0.003	5.7
WXF2-90S-6	0.75	2.11	2	1.94	935	75.4	76.3	75.9	0.51	0.64	0.71	2	5.8	2.1	22	57	0.005	7.7
WXF2-90L-6	1.1	2.97	2.82	2.72	935	77.6	78.6	78.1	0.52	0.65	0.72	2	5.9	2.1	25	57	0.007	11.2
WXF2-100L-6	1.5	3.96	3.76	3.63	940	79.3	80.3	79.8	0.52	0.65	0.72	2	5.9	2.1	36	61	0.013	15.2
WXF2-112M-6	2.2	5.7	5.4	5.2	945	81.4	82.3	81.8	0.53	0.65	0.72	2	6.2	2.1	42	65	0.019	22.2
WXF2-132S-6	3	7.6	7.2	7	950	82.8	83.8	83.3	0.53	0.65	0.72	2	6.4	2.1	53	69	0.027	30.2
WXF2-132M1-6	4	9.7	9.2	8.9	950	84.1	87.1	84.6	0.57	0.68	0.74	2	6.6	2.1	62	69	0.03	40.2
WXF2-132M2-6	5.5	12.9	12.3	11.9	950	85.6	86.5	86	0.58	0.69	0.75	2	6.8	2.1	75	69	0.041	55
WXF2-160M-6	7.5	16.7	15.9	15.3	960	86.8	87.7	87.2	0.61	0.72	0.78	2	6.8	2.1	110	73	0.099	75
WXF2-160L-6	11	23.8	22.6	21.8	965	88.3	89.2	88.7	0.62	0.73	0.79	2	6.9	2.1	135	73	0.17	109
WXF2-180L-6	15	30.9	29.4	28.4	970	89.3	90.2	89.7	0.68	0.77	0.82	2	7.3	2.1	189	73	0.25	148
WXF2-200L1-6	18.5	38.8	36.9	35.6	975	89.7	90.4	90.4	0.68	0.76	0.8	2	7.2	2.1	223	73	0.38	181
WXF2-200L2-6	22	45.3	43.1	41.6	975	90.4	90.9	90.9	0.68	0.77	0.81	2	7.3	2.1	242	73	0.4	215
WXF2-225M-6	30	61	58	56	980	91.2	91.7	91.7	0.7	0.78	0.82	2	6.8	2.1	328	74	0.9	292
WXF2-250M-6	37	73	70	67	985	91.7	92.2	92.2	0.71	0.79	0.83	2	7	2.1	423	76	1	359
WXF2-280S-6	45	87	82	79	985	92.2	92.7	92.7	0.73	0.8	0.85	2	7.2	2	467	78	2.1	436
WXF2-280M-6	55	104	99	96	985	92.6	93.1	93.1	0.75	0.82	0.86	2	7.2	2	597	78	2.9	533
WXF2-315S-6	75	144	137	133	990	93.2	93.7	93.7	0.74	0.8	0.84	2	6.5	2	925	83	3.4	723
WXF2-315M-6	90	171	162	157	990	93.6	94	94	0.73	0.8	0.85	2	6.6	2	1040	83	4	868
WXF2-315L1-6	110	208	198	191	990	94	94.3	94.3	0.74	0.81	0.85	2	6.6	2	1165	83	5	1061
WXF2-315L2-6	132	246	234	226	990	94.3	94.6	94.6	0.75	0.83	0.86	2	6.6	2	1233	83	6	1273
WXF2-355M1-6	160	298	283	273	995	94.3	94.8	94.8	0.75	0.83	0.86	2	6.7	2	1459	85	9.1	1536
WXF2-355M2-6	200	371	353	341	995	94.6	95	95	0.75	0.83	0.86	2	6.8	2	1617	85	12	1920
WXF2-355L2-6	250	465	441	426	995	94.6	95	95	0.75	0.83	0.86	2	6.8	2	1956	91	14	2399

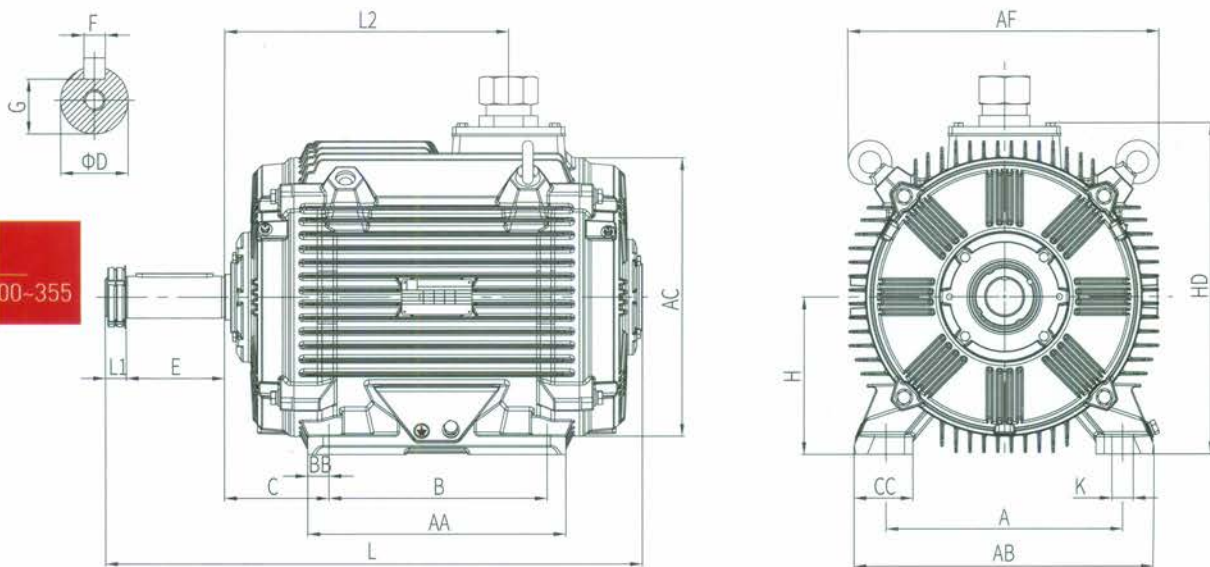
10

Dimensions

B3 mounting
Frame sizes 80-180



B3 mounting
Frame sizes 200-355

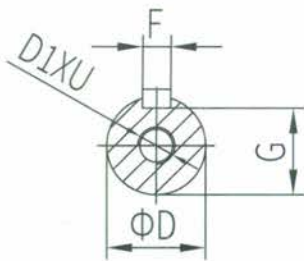
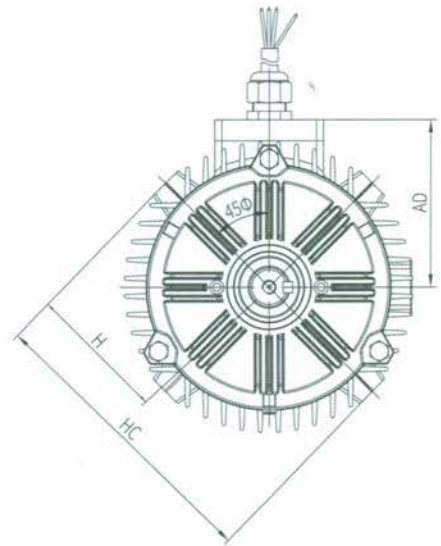
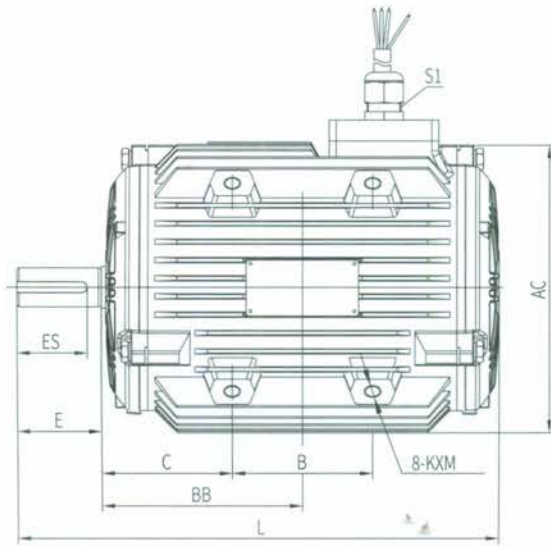


B3 mounting Frame sizes 80-355

Frame	Poles	Mounting dimension (mm)									Boundary dimension (mm)									
		A	B	C	D	E	F	G	H	K	AB	AC	AF	HD	AA	BB	CC	L1	L2	L
80M	2,4,6	125	100	50	19	40	6	15.5	80	10	163	163	--	190	146	15	32	20	142	275
90S	2,4,6	140	100	56	24	50	8	20	90	10	172	177	--	205	153	16.6	37	25	153	315
90L	2,4,6	140	125	56	24	50	8	20	90	10	172	177	--	205	175	16.6	37	25	175	330
100L	2,4,6	160	140	63	28	60	8	24	100	12	200	208	--	230	198	19	45	25	207	375
112M	2,4,6	190	140	70	28	60	8	24	112	12	226	226	--	260	201	19	45	25	200	400
132S	2,4,6	216	140	89	38	80	10	33	132	12	262	244	--	280	184	21.5	56.5	25	218	397
132M	2,4,6	216	178	89	38	80	10	33	132	12	262	244	--	280	222	21.5	56.5	25	256	435
160M	2,4,6	254	210	108	42	110	12	37	160	14.5	314	318	--	280	280	46	65	25	280	556
160L	2,4,6	254	254	108	42	110	12	37	160	14.5	314	318	--	355	324	46	65	25	320	600
180M	2,4,6	279	241	121	48	110	14	42.5	180	14.5	355	360	--	395	297	26.5	68	25	322	622
180L	2,4,6	279	279	121	48	110	14	42.5	180	14.5	355	360	--	395	335	26.5	68	25	360	660
200L	2,4,6	318	305	133	55	110	16	49	200	18.5	388	396	432	415	380	30	84	30	380	725
225S	2,4,6	356	286	149	60	140	18	53	225	18.5	431	438	469	470	368	43	84	30	380	741
225M	2	356	311	149	55	110	16	49	225	18.5	431	438	469	470	368	30.5	84	30	405	736
225M	4,6	356	311	149	60	140	18	53	225	18.5	431	438	469	470	368	30.5	84	30	405	766
250M	2	406	349	168	60	140	18	53	250	24	484	488	532	525	421	43	80	30	446	829
250M	4,6	406	349	168	65	140	18	58	250	24	484	488	532	525	421	43	80	30	446	829
280S	2	457	368	190	65	140	18	58	280	24	542	548	575	585	460	55	84	30	504	888
280S	4,6	457	368	190	75	140	20	67.5	280	24	542	548	575	585	460	55	84	35	504	893
280M	2	457	419	190	65	140	18	58	280	24	542	548	575	585	515	58.5	84	30	542	936
280M	4,6	457	419	190	75	140	20	67.5	280	24	542	548	575	585	515	58.5	84	35	542	941
315S	2	508	448	216	65	140	18	58	315	28	628	631	672	675	536	44	115	30	611.5	1036
315S	4,6	508	448	216	80	170	22	71	315	28	628	631	672	675	536	44	115	35	611.5	1071
315M	2	508	508	216	65	140	18	58	315	28	628	631	672	675	640	46	115	30	711.5	1136
315M	4,6	508	508	216	80	170	22	71	315	28	628	631	672	675	640	46	115	35	711.5	1171
315L	2	508	508	216	65	140	18	58	315	28	628	631	672	675	640	46	115	30	711.5	1136
315L	4,6	508	508	216	80	170	22	71	315	28	628	631	672	675	640	46	115	35	711.5	1171
355M	2	610	560	378	75	140	20	67.5	355	28	740	710	763	800	700	41.5	146	35	798.5	1286
355M	4,6	610	560	378	95	170	25	86	355	28	740	710	763	800	700	41.5	146	40	798.5	1321
355L	2	610	630	308	75	140	20	67.5	355	28	740	710	763	800	887	39	146	35	968.5	1456
355L	4,6	610	630	308	95	170	25	86	355	28	740	710	763	800	887	39	146	40	968.5	1491

12 Dimensions

PAD mounting
Frame sizes 71-280




PAD mounting Frame sizes 71-280

Frame	Poles	Mounting dimension (mm)											Boundary dimension (mm)				
		B	C	D	E	F	G	S1	ES	D1xU	KxM	BB	H	HC	AC	AD	L
71M	2, 4, 6	71	54.5	14	30	5	11	M20*1.5	25	M5*12	M10*1.5-15	90	75	150	140	82	203
80M	2, 4, 6	80	70	19	40	6	15.5	M20*1.5	32	M6*18	M12*1.75-18	110	89	178	165	97	255
90S	2, 4, 6	90	82.5	24	50	8	20	M20*1.5	40	M8*19	M12*1.75-18	127.5	95	190	177	104	301
90L	2, 4, 6	90	82.5	24	50	8	20	M20*1.5	40	M8*19	M12*1.75-18	127.5	95	190	177	104	301
100L	2, 4, 6	100	93	28	60	8	24	M25*1.5	50	M10*24	M12*1.75-18	143	105	210	208	120	343
112M	2, 4, 6	100	102	28	60	8	24	M20*1.5	50	M10*24	M12*1.75-18	152	117	234	224	133	360
132S	2, 4, 6	140	110	38	80	10	33	M25*1.5	70	M12*24	M16*2-24	180	140	280	255	145	435
132M	2, 4, 6	140	110	38	80	10	33	M25*1.5	90	M12*24	M16*2-24	180	140	280	255	145	435
160M	2, 4, 6	200	125	42	110	12	37	M32*1.5	90	M16*36	M20*2.5-25	225	168	336	315	185	558
160L	2, 4, 6	200	125	42	110	12	37	M32*1.5	90	M16*36	M20*2.5-25	225	168	336	315	185	558
180M	2, 4, 6	200	165	48	110	14	42.5	M32*1.5	90	M16*36	M20*2.5-30	265	189.5	379	355	205	635
180L	2, 4, 6	200	165	48	110	14	42.5	M32*1.5	90	M16*36	M20*2.5-30	265	189.5	379	355	205	635
200L	2, 4, 6	224	182	55	110	16	49	M40*1.5	90	M20*42	M24*3-45	294	220	440	392	219	689
225S	2, 4, 6	224	191.5	60	140	18	53	M50*1.5	110	M20*42	M24*3-45	303.5	245	490	440	243	737
225M	2	224	191.5	55	110	16	49	M50*1.5	90	M20*42	M24*3-45	303.5	245	490	440	243	707
225M	4, 6	224	191.5	60	140	18	53	M50*1.5	110	M20*42	M24*3-45	303.5	245	490	440	243	737
250M	2	224	225.5	60	140	18	53	M63*1.5	140	M20*42	M24*3-45	337.5	272	544	490	270	805
250M	4, 6	224	225.5	65	140	18	58	M63*1.5	140	M20*42	M24*3-45	337.5	272	544	490	270	805
280S	2	300	260	65	140	18	58	2-M63*1.5	125	M20*42	M36*4-50	410	304	608	550	331	939
280S	4, 6	300	260	75	140	20	67.5	2-M63*1.5	125	M20*42	M36*4-50	410	304	608	550	331	939
280M	2	300	260	65	140	18	58	2-M63*1.5	125	M20*42	M36*4-50	410	304	608	550	331	939
280M	4, 6	300	260	75	140	20	67.5	2-M63*1.5	125	M20*42	M36*4-50	410	304	608	550	331	939



14 Choose accessories

■ Heating equipment


Name	Motor moisture proof heating belt											
Application	Prevent the motor internal condensed water and lead to low insulation resistance											
Insulating material temperature resistance	≥250°C											
Voltage	AC, single phase, 220/ 230 V (At the time of ordering)											
Set position	Bind at the end of the motor's drive winding											
Connection type	Two lead wires to the terminal box											
lead marking	H1, H2											
Wiring diagram												
Rated Power W	30	30	40	40	50	50	60	60	60	160	220	
Frame	100	112	132	160	180	200	225	250	280	315	355	

Note:frame 315 need 2 ×80W heater band, frame 355 need 2 × 110W heater band.

■ Bearing temperature characteristics

Name	PT100 Resistance Transducer	
Type	Lead thermal resistance sensor, three leads, metal case	
Application	Bearing temperature display, high temperature protection	
Resistance and accuracy at 0 °C	100 ±0.12Ω (Class B tolerances)	
Quantity	One piece of PT100 at each bearing	
Set position	Buried inside the end cover, the end face of the sensor must contact the outer ring of the bearing	
Connection type	Each component has three lead wires to the terminal box	
lead marking	Drive end [DE] —PD1, PD2, PD2;Non-drive end [NDE] —PN1, PN2, PN2 If two elements are used for each end of the bearing, the lead of the other element is marked as: Drive end [DE] — PD3, PD4, PD4;Non-drive end [NDE] —PN3, PN4, PN4	
Wiring diagram	EX: PT100 install on DE 	PT100 install on NDE 

Winding temperature characteristics

Name	PT100 resistance transducer
Type	Platinum resistance sensor, three leads
Application	Motor winding temperature display, high temperature protection.
Resistance and accuracy at 0 °C	100 ±0.12Ω (Class B tolerances)
Quantity	Three in a set
Set position	One piece every phase, the highest temperature point buried at the end of the winding
Connection type	The three components are not connected. Each component has three lead wires to the terminal box.
lead marking	Phase U —PU1, PU2, PU2; Phase V —PV1, PV2, PV2; Phase W —PW1, PW2, PW2 . If there are two elements in each phase winding, the lead of the other element is marked as: Phase U — PU3, PU4, PU4; Phase V —PV3, PV4, PV4;Phase W —PW3, PW4, PW4
Wiring diagram	<p>EX: Used for Phase U winding</p> 

Ordering guide

The following factors should be taken into account when selecting the motor

- Voltage: 380V; 400V; 415V; Others
- Frequency: 50Hz; 60Hz; Others
- Installation: IMB3; PAD; Others
- Operating environment: Indoor; Outdoor; Environment temperature; Altitude; Corrosion prevention; Others
- Protection grade: IP55; IP54; Others
- Type of load: Fan; Others
- Duty S2: +200°C /2 h; +300°C /2 h; +400°C /2 h, Others
- Insulation grade: 155(F); 180(H); Others
- Direction of rotation: CW; CCW; Both directions
- Terminal box: Yes; No;
- Type of terminal box inlet: Locking screw; metal joint + flexible metal tubing; Others
- Outlet direction: Top; Right; Left (Look from the end of the shaft);
- The length of the lead: According to the installed wind system, the order should be clear

Example

- Demand: The center height of the frame is 315, 90kW, 6P with foot, end cover without flange, IE3 380/660V, CW, without terminal box, Top outlet, IP55, 300°C /2h, the motor is marked as follows: WXF3-315M-6 F300 90kW 380/660V 50Hz IMB3 IP55 Top outlet long lead
 - If the user has special requirements on voltage, frequency, protection level, rotation direction, installation mode, double-shaft extension, noise, vibration and connection of terminal box, the technical personnel shall be agreed upon before manufacturing and the technical agreement shall be signed before manufacturing.
- ※ The data in this sample are allowed to change as the technology progresses without prior notice. Please note the change of the sample version.

WOLONG

Power your future



WL_ID_01_WXF_201909_EN_VER1.0



BROOK CROMPTON



GE INDUSTRIAL MOTORS

LAURENCE SCOTT

MORLEY

OLI

SCHORCH



WOLONG